

Product Data Sheet



ST722BM6XX (back mount)

Replace "XX" with 02 through 06 for number of poles

**Studded Power Block
Feed Thru
175 Amps, 300 Volts AC/DC**



2-pole shown

Wire Range:

#2/0 - #8 AWG Copper Stranded Wire

Mounting Screws Included

Accommodates Two Hole Compression Lugs on .625" centers – wires #2 and larger may require narrow lugs.

0.73" Centers

Electrical Ratings:

- 175A (Based on NEC Table 310-16, 75°C columns)
- 300 Volts AC/DC (UL 1059 Class B – Commercial Appliances and C - General Industrial)
- Short Circuit Current Rated for 10,000 Amps.
- Factory and Field Wiring

Mechanical Ratings:

- Maximum insulator base temperature: 125°C (257°F) UL RTI
- Storage and transportation temperature range: -35°C to 110°C (-31°F to 230°F)
- Flammability rating of insulator base: UL 94 V-0
 - Use outside these ratings needs to be judged in the end-use application.

Materials:

- Studs: M6: Brass, Nickel plated
- Insulator base: Glass-filled polycarbonate (Thermoplastic)

Agency Approvals:

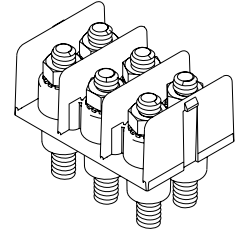
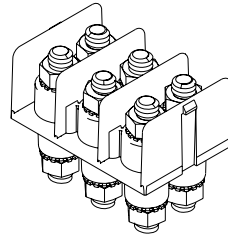
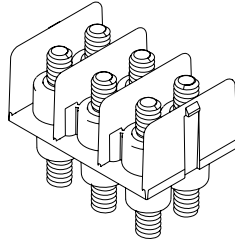
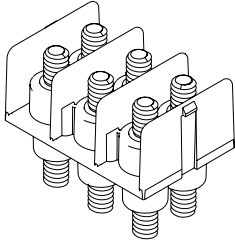

- UL Recognized, UL 1059 Terminal Block Standard, File No. XCFR2.E62806
- CSA Certified, CSA C22.2 No. 158, File No. LR19766

- CE compliant to IEC 60947-7-1
- RoHS Compliant

Application Torque: 50 in-lbs.

- Panel mountable: #6 fastener, torque to 20 in. lbs.

Hardware Options:



ST722BM6XX
 1) No Hardware Included
 2) Mounting Screws packed loose

ST722BM6XXUH
 1) (4) Nuts per line packed loose
 2) Mounting Screws packed loose

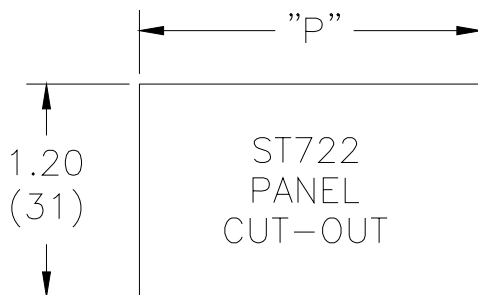
ST722BM6XXAH
 1) (4) Nuts per line assembled
 2) Mounting Screws packed loose

ST722BM6XXDL
 1) (2) Nuts per line assembled barrier side
 2) (2) Nuts per line packed loose bottom side
 3) Mounting Screws packed loose

Accessories:

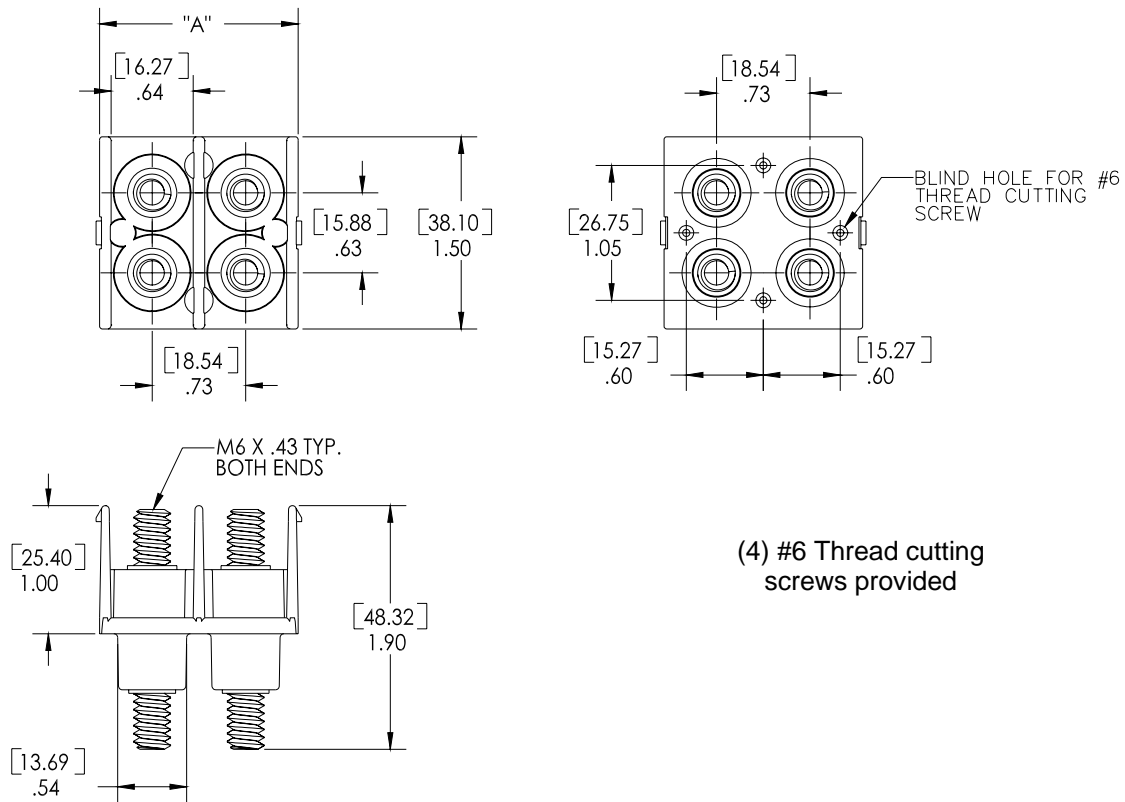
- Cover: order C722XX (XX = line length 1 through 6)

Mounting Cutout:



LENGTH	"P"	
	ENG.	MET.
1-LINE	.62	15.7
2-LINE	1.35	34.3
3-LINE	2.08	52.8
4-LINE	2.81	71.4
5-LINE	3.54	89.9
6-LINE	4.27	108.5

Product Dimensions:



(4) #6 Thread cutting screws provided

Catalog #	# of Poles	A	Metric
722	2	1.55	(39.37)
722	3	2.28	(57.91)
722	4	3.01	(75.45)
722	5	3.74	(95.00)
722	6	4.47	(113.54)

WWW.MARATHONSP.COM
1-419-352-8441

PDS 0298 REV C 6/05/09